



ODS Portal

[portal.opendiscoveryspace.eu](http://portal.opendiscoveryspace.eu)

**Create Communities**

**Do you want to be a Community Manager  
in the ODS Portal?**



The Open Discovery Space Project is funded by  
CIP-ICT-PSP-2011-5, Theme 2: Digital Content,  
Objective 2.4: eLearning Objective 2.4

# Do you want to create a community under another community?

## Access the community that you are a member




From Your Area



	Status shared (microblog)		Notifications: 2 *		Connections: 8		Communities: 10
	Groups: 0		Discussions: 0		Blogs: 0		Bookmarks: 4
	Activities: 0		Events: 1		Polls: 1		Educational Objects: 14
	Tools: 2		Schools: 1				

# OR

From the Portal's lists



Resources **Communities** Schools People Academies

... on the header

..or the Home Page

**COMMUNITIES**

SHARE EDUCATIONAL CONTENT THROUGH COMMUNITIES OR START YOUR OWN

**569**  
COMMUNITIES

.. choosing the Community you are a member from the list

Search existing Communities

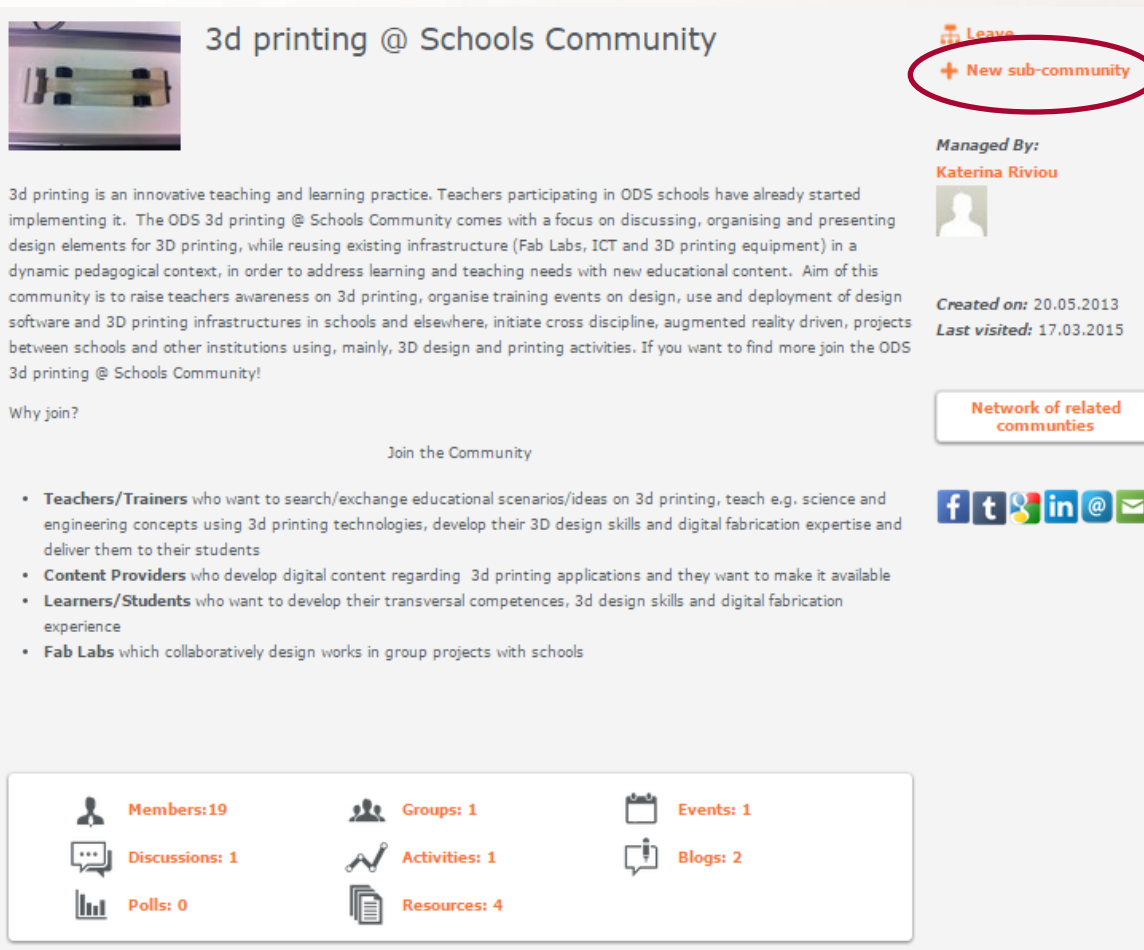
Create new Community



The Open Discovery Space Project is funded by CIP-ICT-PSP-2011-5, Theme 2: Digital Content, Objective 2.4: eLearning Objective 2.4

# Creating a New Community under a Community that you are a member

## Go to the parent Community's page and press...



**3d printing @ Schools Community**

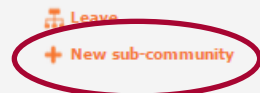
3d printing is an innovative teaching and learning practice. Teachers participating in ODS schools have already started implementing it. The ODS 3d printing @ Schools Community comes with a focus on discussing, organising and presenting design elements for 3D printing, while reusing existing infrastructure (Fab Labs, ICT and 3D printing equipment) in a dynamic pedagogical context, in order to address learning and teaching needs with new educational content. Aim of this community is to raise teachers awareness on 3d printing, organise training events on design, use and deployment of design software and 3D printing infrastructures in schools and elsewhere, initiate cross discipline, augmented reality driven, projects between schools and other institutions using, mainly, 3D design and printing activities. If you want to find more join the ODS 3d printing @ Schools Community!

Why join?

Join the Community

- **Teachers/Trainers** who want to search/exchange educational scenarios/ideas on 3d printing, teach e.g. science and engineering concepts using 3d printing technologies, develop their 3D design skills and digital fabrication expertise and deliver them to their students
- **Content Providers** who develop digital content regarding 3d printing applications and they want to make it available
- **Learners/Students** who want to develop their transversal competences, 3d design skills and digital fabrication experience
- **Fab Labs** which collaboratively design works in group projects with schools

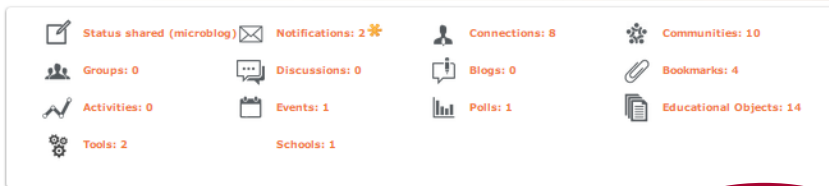
**Members: 19**      **Groups: 1**      **Events: 1**  
**Discussions: 1**      **Activities: 1**      **Blogs: 2**  
**Polls: 0**      **Resources: 4**



# Do you want to create an independent community?

## PRESS

In Your Area under “Communities”:



Status shared (microblog)	Notifications: 2	Connections: 8	Communities: 10
Groups: 0	Discussions: 0	Blogs: 0	Bookmarks: 4
Activities: 0	Events: 1	Polls: 1	Educational Objects: 14
Tools: 2	Schools: 1		



Communities

[New Community](#)

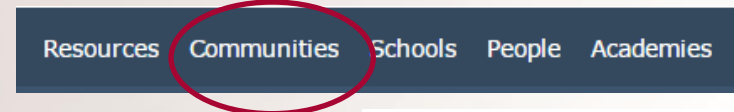
- 3d printing @ Schools Community 19
- Greece ODS Pilot Schools in Greece 111
- Greece Δημιουργώντας Ψηφιακές Κοινότητες Εκπαιδευτικών 11
- ODS community 14
- Really cool community!!! 10

1 2 3 next > last >

New Community

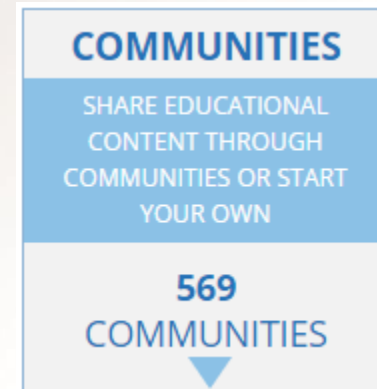
From the Portal's lists on the header..

OR



Resources **Communities** Schools People Academies

..or the Home Page



**COMMUNITIES**

SHARE EDUCATIONAL  
CONTENT THROUGH  
COMMUNITIES OR START  
YOUR OWN

**569**  
COMMUNITIES

.. using the function



Search existing Communities

Create new Community

# Now, request for the creation of a new community!

## Fill in this form and send your request to the Portal administrator

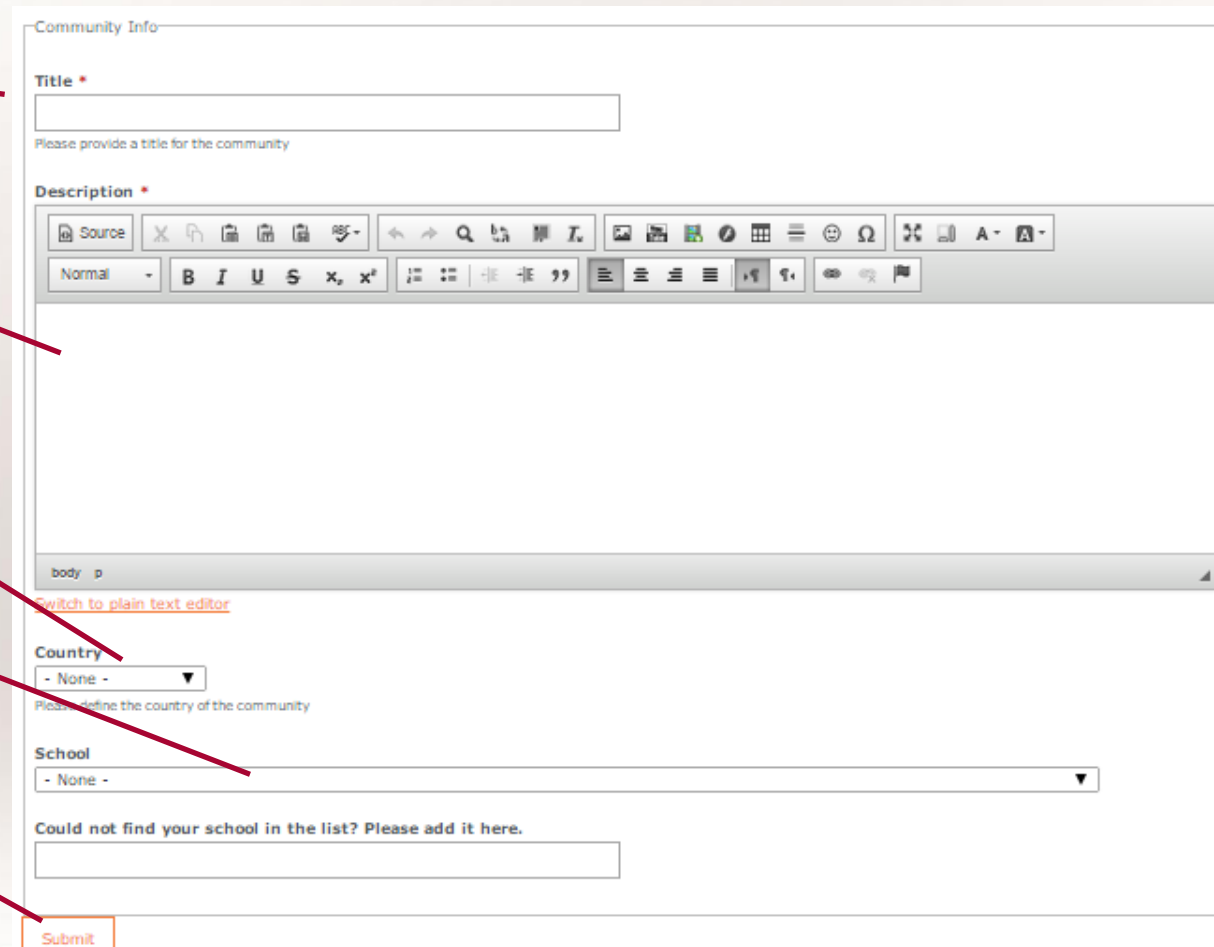
Write the **TITLE**

Provide the **DESCRIPTION**

Select a **Country**  
(IF you want!)

Select a **School**

Press **SUBMIT** and wait for an approval!



The screenshot shows a web form titled "Community Info". It contains the following fields and elements:

- Title \***: A text input field with a red asterisk. Below it is the instruction "Please provide a title for the community".
- Description \***: A rich text editor with a toolbar containing icons for source, undo, redo, bold, italic, underline, strikethrough, link, unlink, bulleted list, numbered list, indent, outdent, link, unlink, and font size. Below the toolbar is a large text area and a "body p" status bar. A link "Switch to plain text editor" is located below the text area.
- Country**: A dropdown menu with "- None -" selected. Below it is the instruction "Please define the country of the community".
- School**: A dropdown menu with "- None -" selected.
- Could not find your school in the list? Please add it here.**: A text input field.
- Submit**: A red button at the bottom right of the form.



The Open Discovery Space Project is funded by  
CIP-ICT-PSP-2011-5, Theme 2: Digital Content,  
Objective 2.4: eLearning Objective 2.4

**Check your e-mail and/or your Notifications in  
Your Area to see if your request has been  
accepted**

**Has it been accepted?**



**then...**



**Congratulations!**

**You have created your community in the ODS  
Portal**

**And YOU are the Manager!**

